


# United States Senator


												TOTAL	% VOTE
	1 S T W A R D	2 N D W A R D	3 R D & 4 T H W A R D	B L U E M O U N D R O & E	C H I L L I C C O H T H E I L & L	C R E A M R E I D I G C E I N & E	G F R A I N R D V I R E I W V E & R	M O O R G E R S E I N L & E	J A C K S O P N S E & L	W H E E L I N G	A B S E N T E E		
<b>ROBIN CARNAHAN</b>	205	212	293	71	154	56	64	63	76	40	122	<b>1,356</b>	<b>30%</b>
<b>ROY BLUNT</b>	433	480	486	167	394	132	159	131	203	77	239	<b>2,901</b>	<b>64%</b>
<b>JONATHAN DINE</b>	17	15	36	11	17	8	7	9	11	6	10	<b>147</b>	<b>3%</b>
<b>JERRY BECK</b>	18	20	15	8	8	4	10	4	7	6	10	<b>110</b>	<b>3%</b>





	1 S T W A R D	2 N D W A R D	3 R D & 4 T H W A R D	B L U E M O U N D R O & E	C H I L L I C C O H T H E L & L	C R E A M R E I D I G E N & E	G R A I N R V I E W & R	M O O R G E R S E I N L & E	J A C K S O P N S E & L	W H E E L I N G	A B S E N T E	T O T A L	% V O T E
CLINT HYLTON	132	142	232	46	106	30	47	54	55	30	92	966	21%
=> SAM GRAVES	546	581	597	208	474	173	191	154	245	98	280	3,547	79% <==


# State Senator & Representative

												TOTAL	% VOTE	
	1ST WARD	2ND WARD	3RD & 4TH WARD	BLUE MOUND & DRO	CHILLICOTHE & L	CREAM RIDGE & E	FRANKLIN & W	MOORE & E	JACKSON & L	WHEELING	ABSENTEE			
<b>State Senator (12th)</b>														
<b>BRAD LAGER</b>	574	630	683	215	514	181	203	176	263	107	293	<b>3,839</b>	<b>100%</b>	
<b>State Representative (7th)</b>														
<b>DALE R. TOMS</b>	138	153	203	65	92	37	60	57	51	27	97	<b>980</b>	<b>22%</b>	
<b>MIKE LAIR</b>	533	570	629	192	494	164	181	154	249	102	280	<b>3,548</b>	<b>78%</b>	

==>

<==

# State Offices

												TOTAL	% VOTE	
	1 S T W A R D	2 N D W A R D	3 R D & 4 T H W A R D	B L U E M O O N D R O & E	C H I L L I C O H T H E L & L	C R E A M M E D I D I G C E I N & E	F A I R V I E W & G R I A V E N D R	M O O R G E R E I N L L & E	J A C K S O P N S E & L	W H E E L I N G	A B S E N T E			
<b>State Auditor</b>														
SUSAN MONTEE	269	303	382	100	218	76	81	92	108	62	149	1,840	41%	
==> TOM SCHWEICH	355	391	401	137	334	110	147	104	168	54	211	2,412	54% <==	
CHARLES W. BAUM	30	20	39	15	22	12	11	10	18	10	15	202	5%	



# Livingston County




	1 S T W A R D	2 N D W A R D	3 R D & 4 T H W A R D	B L U E M O M U N D R O & E	C H I L L I C O H T H E L & L	C R E A M M E R I D I G C I N & E	G F R A I N D V I R E I W E & R	M O O R G E R E V E I N L L & E	J A C K S O P S E & L	W H E E L I N G	A B S E N T E	T O T A L	% V O T E
<b>Presiding Commissioner</b>													
<b>EVA DANNER</b>	562	602	722	208	487	168	190	180	249	112	287	<b>3,767</b>	<b>100%</b>
<b>Clerk for the Circuit Court</b>													
<b>BRENDA L. WRIGHT</b>	533	580	693	197	480	164	176	169	235	106	270	<b>3,603</b>	<b>100%</b>
<b>Clerk for the County Commission</b>													
<b>SHERRY L. PARKS</b>	533	585	711	200	481	165	188	164	240	109	281	<b>3,657</b>	<b>100%</b>

# Livingston County Offices




	1 S T W A R D	2 N D W A R D	3 R D & 4 T H W A R D	B L U E & M O M O N D R O & E	C H I L L I C O H H E I L & L	C R E A M & M R E D I D G C E I N & E	G R A I N D V I R I E W E & R	M O O R G E R S E I N L L & E	J A C K S M O P N S E & L	W H E E L I N G	A B S E N T E	T O T A L	% V O T E
<b>Recorder of Deeds</b>													
<b>KELLY CHRISTOPHER</b>	535	586	719	204	486	168	195	176	240	109	295	<b>3,713</b>	<b>100%</b>
<b>Prosecuting Attorney</b>													
<b>ADAM L. WARREN</b>	565	626	706	208	498	177	192	176	259	113	302	<b>3,822</b>	<b>100%</b>

# Other Voting Issues

													TOTAL	% VOTE	
		1 ST W A R D	2 ND W A R D	3 RD & 4 TH W A R D	B L U E M O O N D R O & E	C H I L L R I C C O H T H E I L & L	C R E A M R E D I D G C E I N & E	G R A N D V I R I W E & R	M O O R G R E E N L L & E	J A C K S O P N S E & L	W H E E L I N G	A B S E N T E			
		<b>Const Amendment #1: County Assessor</b>													
=>	<b>YES</b>	443	495	578	169	410	145	165	129	204	80	240	<b>3,058</b>	<b>72%</b>	=<
	<b>NO</b>	187	187	207	78	136	45	55	71	80	38	83	<b>1,167</b>	<b>28%</b>	
		<b>Const Amendment #2: POW Property Tax</b>													
=>	<b>YES</b>	351	411	466	145	336	107	143	112	163	61	217	<b>2,512</b>	<b>59%</b>	=<
	<b>NO</b>	284	262	325	100	216	87	82	88	129	58	111	<b>1,742</b>	<b>41%</b>	
		<b>Const Amendment #3: Real Est Property Tax</b>													
=>	<b>YES</b>	536	580	676	198	467	161	200	154	239	93	278	<b>3,582</b>	<b>83%</b>	=<
	<b>NO</b>	112	112	133	48	92	35	34	51	54	32	55	<b>758</b>	<b>17%</b>	

# Other Voting Issues



	1 S T W A R D	2 N D W A R D	3 R D & 4 T H W A R D	B L U E M O U N D R O E	C H I L L R I C C O H T H E I L & L	C R E A M M E R I D I G E I N & E	G F R A I N D V I R E I W V E & R	M O O R G E R E V E I N L L E	J A C K S K A S M O P N S E & L	W H E E L I N G	A B S E N T E E	T O T A L	% V O T E
<b>Proposition A: Earnings Tax</b>													
==> YES	437	477	562	178	418	146	179	128	216	93	232	3,066	70% <==
NO	219	205	251	72	154	49	59	76	75	32	96	1,288	30%

<b>Proposition B: Animal Breeding Operation</b>													
==> YES	174	207	276	32	73	27	24	38	46	24	159	1,080	24%
==> NO	497	499	560	227	517	179	219	174	256	108	198	3,434	76% <==