



Governor



	1 S T W A R D	2 N D W A R D	3 R D W A R D	4 T H W A R D	B L U E M O U N D R O & E	C & H I R L I C H O H L E	C & R E A M E D R I C D I G N E	G R A I N D V I R E I W E & R	M O O R G E R S E I N L & E	J A C K S M O P S E & L	W H E E L I N G	A B S E N T E	T O T A L	% V O T E
 JEREMIAH W. (JAY) NIXON	241	269	109	212	114	184	53	38	86	95	32	124	1,557	85%
DANIEL CARROLL	38	39	28	34	25	17	15	7	27	22	7	20	279	15%

 SCOTT LONG	9	8	6	10	1	7	2	5	8	1	1	6	64	11%
SARAH STEELMAN	49	55	16	25	11	28	8	18	9	17	8	11	255	44%
KENNY HULSHOF	40	46	18	28	7	27	12	30	3	12	4	16	243	42%
JENNIE LEE (JEN) SIEVERS	4	1	0	1	0	2	1	2	0	1	0	0	12	2%

 ANDREW W. FINKENSTADT	0	0		1								1	2	100%
--	---	---	--	---	--	--	--	--	--	--	--	---	----------	-------------

Lieutenant Governor



	1 S T W A R D	2 N D W A R D	3 R D W A R D	4 T H W A R D	B L U E M O U N D R O &E	C & H I R L I C H C O H T H L E	C R & E A M E D R I C D I G N E	G F R A I N R D V I R E I W V E &R	M O O R E G R E V E I N L &E	J A C K S M O P N S E &L	W H E E L I N G	A B S E N T E	T O T A L	% V O T E
SAM PAGE	91	102	35	74	34	59	18	20	29	39	9	34	544	36%
MICHAEL E. CARTER	44	57	32	39	25	34	6	3	18	11	6	35	310	20%
RICHARD CHARLES TOLBERT	18	12	9	18	9	15	5	1	8	6	2	9	112	7%
BECKY L. PLATTNER	26	38	14	37	17	34	15	7	17	22	8	16	251	16%
MARY WILLIAMS	28	34	20	18	21	17	8	7	18	14	6	9	200	13%
C. LILLIAN METZGER	21	18	10	15	11	4	6	1	14	3	3	5	111	7%



PETER KINDER	75	88	24	47	13	53	18	39	16	21	7	25	426	80%
PAUL DOUGLAS SIMS	10	9	8	9	5	4	4	9	4	4	2	3	71	13%
ARTHUR HODGE, SR.	5	7	5	4	1	3	1	4	1	3	2	2	38	7%






TEDDY FLECK	0	0		1								1	2	100%
--------------------	---	---	--	---	--	--	--	--	--	--	--	---	----------	-------------




Secretary of State



	1 S T W A R D	2 N D W A R D	3 R D W A R D	4 T H W A R D	B L U E M O U N D R O &E	C & H I R L I C H C O H T I H L E	C & R & E A M E D R I C D I G N E	G F R A I N D V I R E I W V E &R	M O O R E G R E V E I N L E &E	J A C K S O P N S E &L	W H E E L I N G	A B S E N T E	T O T A L	% V O T E
 ROBIN CARNAHAN	246	281	120	223	120	172	60	39	99	104	34	118	1,616	100%
 MITCHELL (MITCH) HUBBARD	78	90	35	53	16	48	20	46	19	25	11	25	466	100%
 WES UPCHURCH		0		1								1	2	100%

State Treasurer





	1 S T W A R D	2 N D W A R D	3 R D W A R D	4 T H W A R D	B L U & M O N O D E	C & H I R L I C H O H T H L E	C & R & E A M E D R I C D I G N E	G F R A I N R D V I R I W E & R	M O O R G R E V E I N L & E	J A C K S O P S E & L	W H E E L I N G	A B S E N T E	T O T A L	% V O T E
 MARK POWELL	71	70	32	53	34	49	12	11	29	34	8	36	439	28%
CLINT ZWEIFEL	60	70	27	52	31	30	18	14	26	15	13	14	370	23%
ANDRIA DANINE SIMCKES	28	41	23	37	18	25	10	5	15	13	4	17	236	15%
CHARLES B. WHEELER	85	87	45	74	44	55	15	11	37	34	10	49	546	34%



BRAD LAGER	88	103	35	58	18	57	21	52	20	27	10	26	515	100%
-------------------	----	-----	----	----	----	----	----	----	----	----	----	----	------------	-------------




Attorney General




	1 S T W A R D	2 N D W A R D	3 R D W A R D	4 T H W A R D	B L U & M O N O D E	C & H I L L I C H C O H L E	C R & E A M E D I C A L D I G N E	G R A I N D V I E W & R	M O O R G E S E I N L & E	J A C K S M O P N S E & L	W H E E L I N G	A B S E N T E	T O T A L	% V O T E
 CHRIS KOSTER	85	92	55	90	41	61	16	13	32	42	13	47	587	34%
MARGAET DONNELLY	94	102	38	73	55	69	31	13	40	23	15	37	590	35%
JEFF HARRIS	58	73	27	51	24	36	3	15	25	26	6	35	379	22%
MOLLY WILLIAMS	21	21	10	18	11	14	10	4	14	13	3	11	150	9%
 MIKE GIBBONS	80	92	35	56		47	21	49	19	24	10	26	459	100%

United States Representative



	1 S T W A R D	2 N D W A R D	3 R D W A R D	4 T H W A R D	B L U E M O O N D R O &E	C & H I L L C O H I L E	C & R & E A M E D R I C D I G N E	G F A I R D V I R E I W V E &R	M O O R G E R E I N L &E	J A C K S M O P N S E &L	W H E E L I N G	A B S E N T E	T O T A L	% V O T E
 KAY BARNES	235	261	115	211	106	163	54	37	79	100	30	115	1,506	84%
ALI ALLON SHERKAT	39	50	20	30	33	25	11	6	28	15	9	22	288	16%
 SAM GRAVES	93	109	41	62	21	60	22	50	21	30	13	31	553	100%
 DAVE BROWNING	0	0		1								1	2	100%

State Representative


	1 S T W A R D	2 N D W A R D	3 R D W A R D	4 T H W A R D	B L U E M O U N D R O & E	C & H I R L I C H O H L E	C & R E A M E D I C I C D I G N E	G F R A I N D V I R E I W V E & R	M O O R G E R S V E I N L & E	J A C K S O P N S E & L	W H E E L I N G	A B S E N T E	T O T A L	% V O T E
HARRY WYSE	243	259	117	213	122	167	53	41	92	97	32	110	1,546	100%



MIKE LAIR	84	99	38	50	18	56	23	49	19	25	11	28	500	100%
------------------	----	----	----	----	----	----	----	----	----	----	----	----	------------	-------------



Democratic County Offices


	1 S T W A R D	2 N D W A R D	3 R D W A R D	4 T H W A R D	B L U & M O N U R O D E	C & H I R L I C H O H T I L E	C R & E A M E D R I C D I G N E	G F R A A I N D V I R E I W V E & R	M O O R G E R S V E I N L & E	J A C K S O P S E & L	W H E E L I N G	A B S E N T E	T O T A L	% V O T E	
Eastern Commissioner															
KEN LAUHOFF	260	293				186	16	39			35	83	912	100%	
Western Commissioner															
TOI D. SWARTZ			24	16	48		11		65	8		7	179	18%	
KENNETH WARREN			67	101	73		33		36	62		11	383	39%	
TODD W. RODENBERG			66	166	41		16		27	66		27	409	42%	
Sheriff															
SHAUTCEY MUNSON HENRY	131	165	82	141	79	104	33	26	74	63	22	80	1,000	100%	
Assessor															
STEVE RIPLEY	235	274	112	220	119	178	60	39	93	104	36	122	1,592	100%	
Collector-Treasurer															
MARTHA PERRY	144	177	85	145	73	146	40	27	64	58	20	101	1,080	52%	
DEANNA KEPNER	181	175	68	137	81	83	34	20	58	77	23	59	996	48%	
Public Administrator															
SHERRY PARKS	267	301	127	237	131	201	63	43	108	116	36	125	1,755	100%	
Coroner															
J. SCOTT LINDLEY	266	285	125	239	133	193	68	43	106	120	36	128	1,742	100%	

Republican County Offices



	1 S T W A R D	2 N D W A R D	3 R D W A R D	4 T H W A R D	B L U E M O U N D R O &E	C & H I R L I C H C O H T H L E	C & R E A M M E D R I C D I G N E	G F R A I N R D V I R E I W V E &R	M O O R G E S V E I N L &E	J A C K S M O P N S E &L	W H E E L I N G	A B S E N T E	T O T A L	% V O T E
Western Commissioner														
DAVID BAKER			34	54	18		17		19	26		7	175	100%
Sheriff														
STEVE COX	87	96	37	61	19	63	23	45	21	32	12	26	522	100%

Other Voting Issues

	1 S T W A R D	2 N D W A R D	3 R D W A R D	4 T H W A R D	B L U E M O O N D R O &E	C & H I R L I C H O H T H L E	C & R E A M E D R I C D I G N E	G F R A I N D V I R E I W V E &R	M O O R E R E V E I N L &E	J A C K S M O P N S E &L	W H E E L I N G	A B S E N T E E	T O T A L	% V O T E
Green Fire District														
YES									26			3	29	51%
NO									23			5	28	49%
City Use Tax														
YES	182	214	61	171								50	678	47%
NO	216	221	111	155								53	756	53%